

Scaled data based on original data using  
LM-79-08 Approved Method: Electrical and Photometric Measurements of Solid-  
State Lighting Products

Test Report Prepared for  
Cooper Lighting Solutions  
(formerly Eaton)

Brand: McGRAW-EDISON

Report Number: P939693

Luminaire Tested: **GALN-SB2B-930-U-T1**

Issue Date: 1/21/2025

**Test Information**

Test Method: LM-79-08  
Report Number: P939693  
TEST IS SCALED FROM IESNA LM-79-08 TEST DATA (G2-2405-108-2)  
Test Lab: INNOVATION CENTER  
Issue Date: 1/21/2025  
Manufacturer: COOPER LIGHTING SOLUTIONS (FORMERLY EATON)  
Product Line: MCGRAW-EDISON  
Catalog Number: GALN-SB2B-930-U-T1  
Description: GALLEON AREA AND ROADWAY HIGH DENSITY LED LUMINAIRE  
(2) 90 CRI, 3000K, 450mA LIGHTSQUARES WITH 26 LEDS EACH AND TYPE I OPTICS  
Light Source: -  
Ballast/Driver: -

**Summary**

Lumens per Lamp: N/A  
Luminaire Lumens: 7750 lumens  
Efficiency: N/A  
Efficacy: 104.9 lumens/watt  
Luminous Opening: Rectangular (W 0.5' x L: 1' x H: 0')  
IES Classification: Type I - Short  
BUG Rating: B3 - U0 - G3

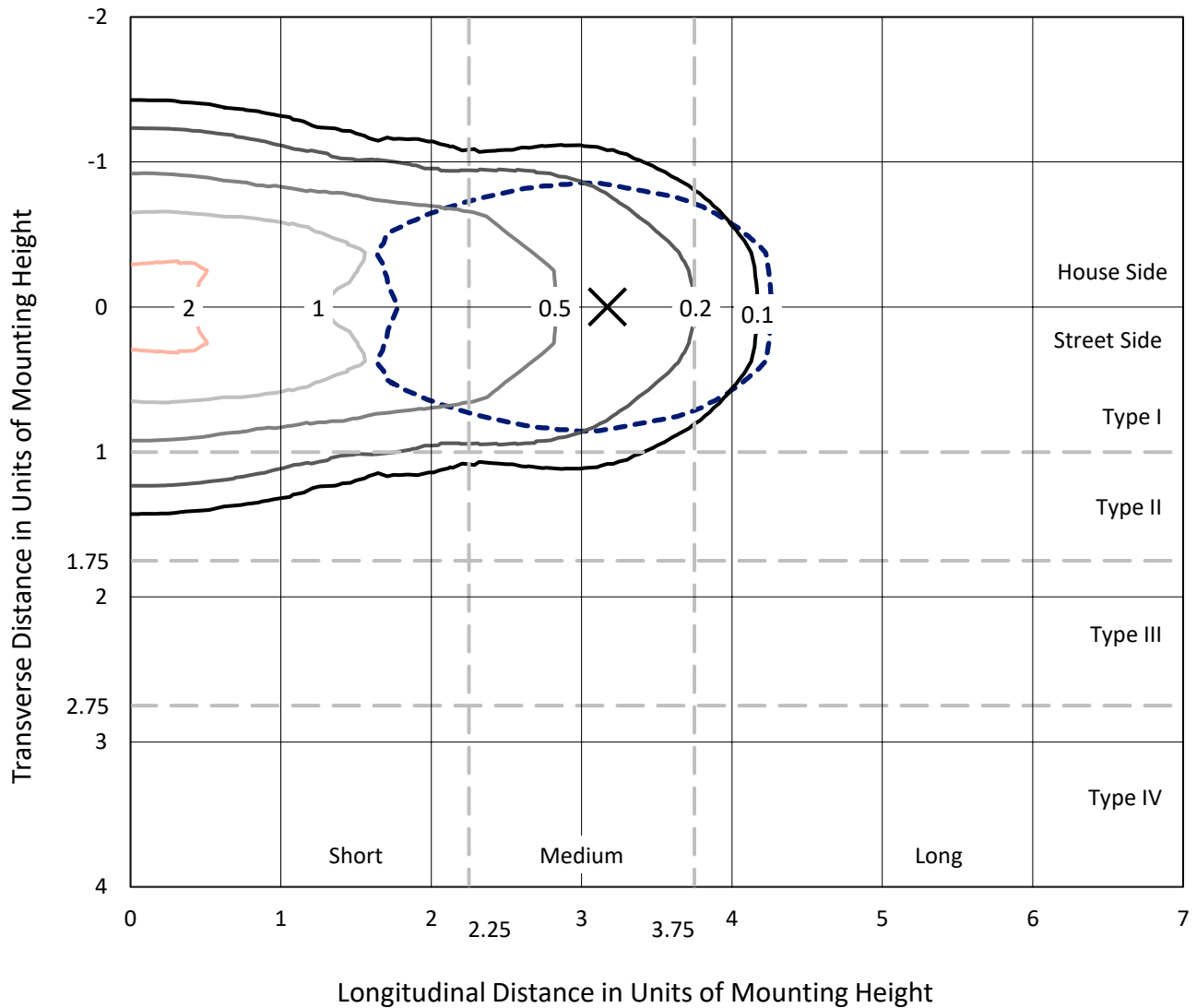
Input Watts (W): 73.9  
Input Voltage (V): NR  
Input Current (Ain): NR  
Voltage Rise (V): NR  
Power Factor: NR  
Total Harmonic Distortion (THDi): NR  
Frequency (hertz): 60  
Stabilization Time: NR  
Operation Time: NR  
Ambient Temperature (°C): NR  
Test Distance: 24 FT



REPORT NUMBER: P939693  
 CATALOG NUMBER: GALN-SB2B-930-U-T1

### Iso-Footcandle Lines of Horizontal Illumination

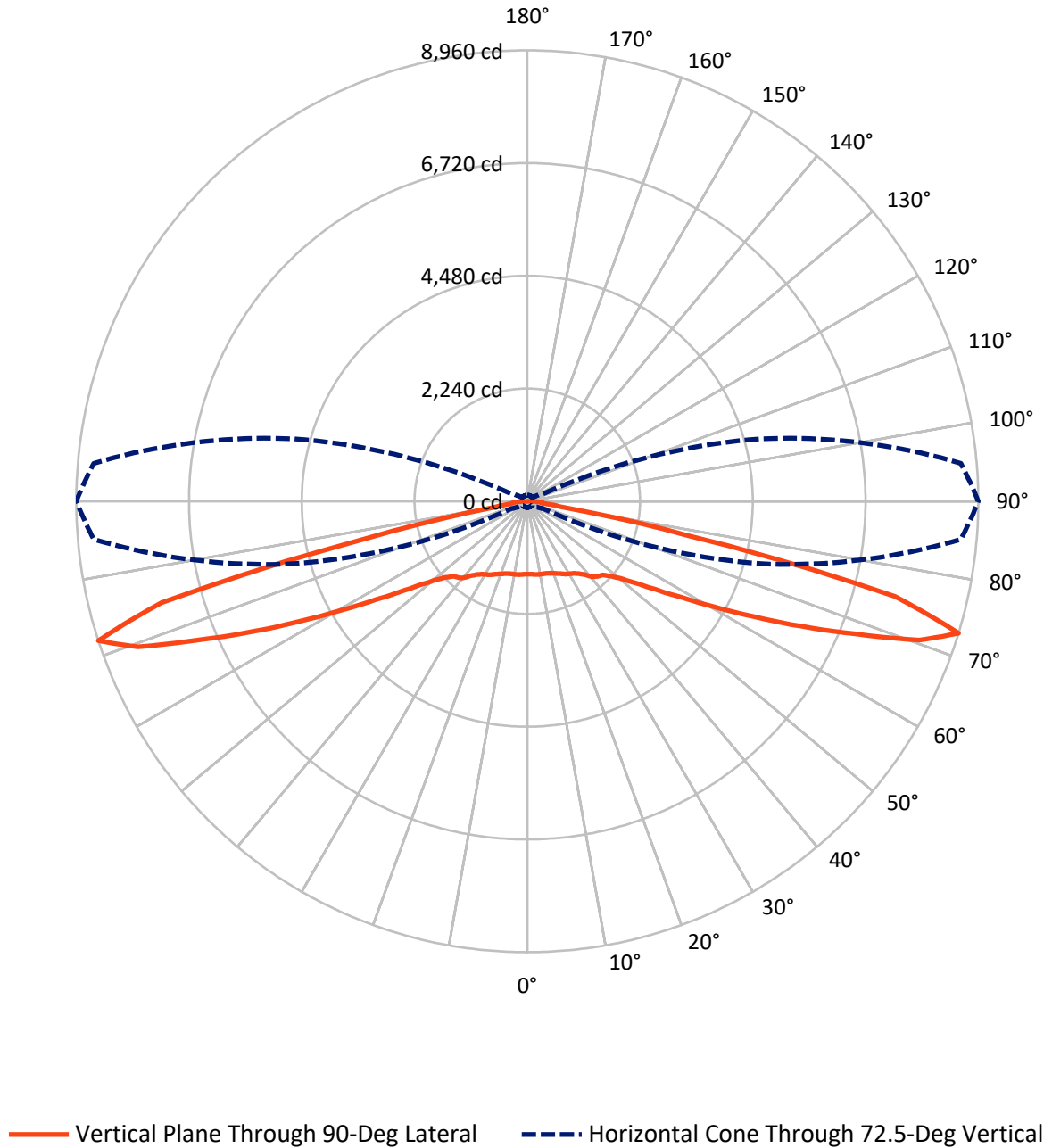
✕ Max cd  
 - - - 1/2 Max cd



Based on 25 foot mounting height. Maximum calculated value = 2.3 fc  
 Type I - Short - N/A

REPORT NUMBER: P939693  
CATALOG NUMBER: GALN-SB2B-930-U-T1

### Luminous Intensity Polar Plot



REPORT NUMBER: P939693  
 CATALOG NUMBER: GALN-SB2B-930-U-T1

**FLUX DISTRIBUTION:**

		Downward	Upward	Total
<b>House Side</b>	Lumens	3875.0	0.0	3875.0
	% Fixture	50.0	0.0	50.0
<b>Street Side</b>	Lumens	3875.0	0.0	3875.0
	% Fixture	50.0	0.0	50.0
<b>Total</b>	Lumens	7750.0	0.0	7750.0
	% Fixture	100.0	0.0	100.0

**ZONAL LUMENS:**

Zone	Lumens	% Fixture
0°-10°	140.4	1.8
10°-20°	429.3	5.5
20°-30°	715.9	9.2
30°-40°	984.6	12.7
40°-50°	1202.4	15.5
50°-60°	1390.7	17.9
60°-70°	1658.2	21.4
70°-80°	1157.3	14.9
80°-90°	71.1	0.9
90°-100°	0.0	0.0
100°-110°	0.0	0.0
110°-120°	0.0	0.0
120°-130°	0.0	0.0
130°-140°	0.0	0.0
140°-150°	0.0	0.0
150°-160°	0.0	0.0
160°-170°	0.0	0.0
170°-180°	0.0	0.0
0°-90°	7750.0	100.0
0°-180°	7750.0	100.0

**Coefficient of Utilization**



REPORT NUMBER: P939693

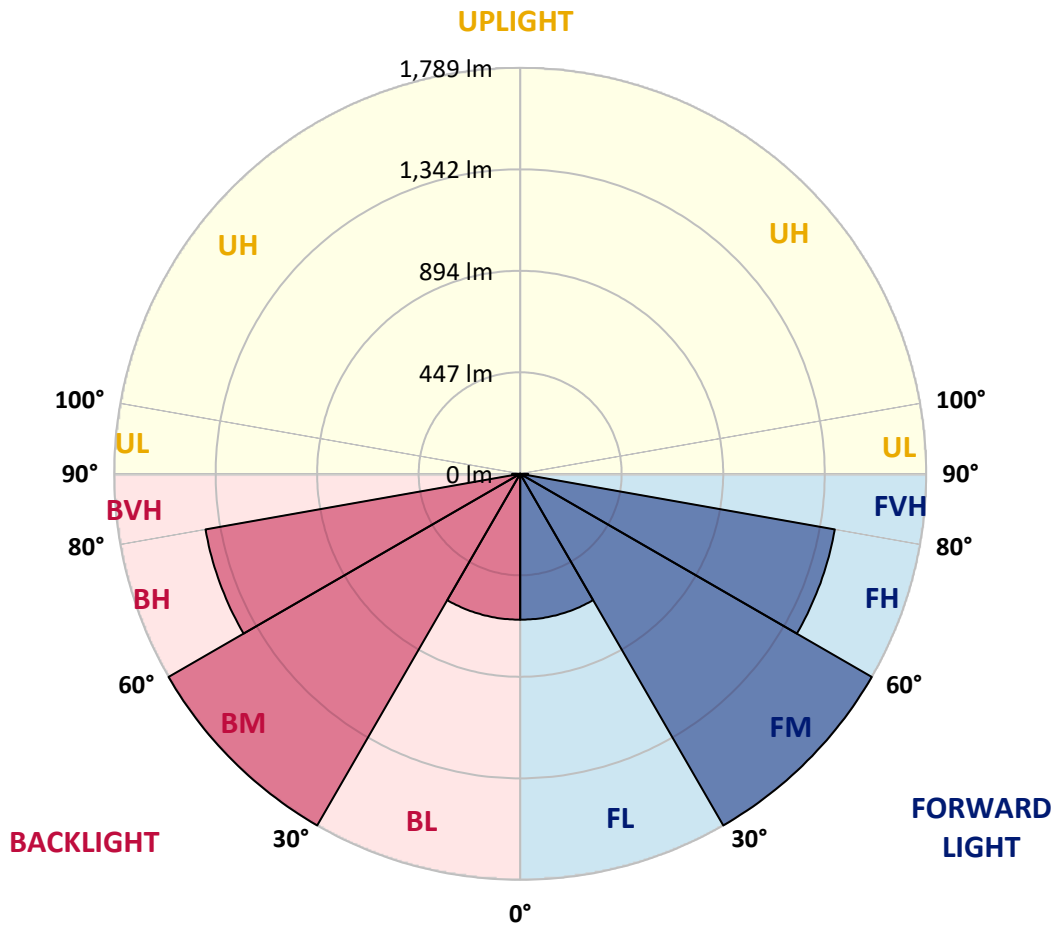
CATALOG NUMBER: GALN-SB2B-930-U-T1

**LUMINAIRE CLASSIFICATION SYSTEM LUMEN TABLE AND BUG RATING:**

Zone	Lumens	% Fixture	Zone Rating/Lumen Limit		
			B	U	G
FL (0°-30°)	642.8	8.3			
FM (30°-60°)	1788.9	23.1			
FH (60°-80°)	1407.8	18.2			G1/1800
FVH (80°-90°)	35.5	0.5			G1/100
BL (0°-30°)	642.8	8.3	B2/1000		
BM (30°-60°)	1788.9	23.1	B2/2500		
BH (60°-80°)	1407.8	18.2	B3/2500		G3/2500
BVH (80°-90°)	35.5	0.5			G1/100
UL (90°-100°)	0.0	0.0		U0/0	
UH (100°-180°)	0.0	0.0		U0/0	

**BUG Rating: B3-U0-G3**

Type I Short



REPORT NUMBER: P939693

CATALOG NUMBER: GALN-SB2B-930-U-T1

**CANDELA DISTRIBUTION (FULL):**

	0°	5°	15°	25°	35°	45°	55°	65°	75°	85°
0°	1448.2	1448.2	1448.2	1448.2	1448.2	1448.2	1448.2	1448.2	1448.2	1448.2
2.5°	1449.4	1451.1	1451.1	1449.8	1452.7	1450.2	1450.2	1449.0	1450.2	1449.0
5°	1456.8	1458.9	1459.7	1459.3	1463.0	1460.9	1460.9	1459.3	1459.7	1458.5
7.5°	1470.8	1473.7	1475.4	1477.4	1482.8	1480.3	1478.6	1473.7	1471.6	1468.4
10°	1475.4	1478.6	1484.0	1494.7	1507.1	1507.5	1502.5	1490.2	1480.7	1473.3
12.5°	1461.3	1465.9	1477.0	1498.8	1526.4	1537.5	1529.7	1509.1	1490.6	1477.4
15°	1443.6	1448.6	1465.5	1498.4	1539.2	1565.1	1564.3	1537.1	1507.5	1486.9
17.5°	1416.0	1421.0	1445.3	1491.4	1549.1	1591.9	1603.4	1575.4	1533.8	1506.2
20°	1366.2	1370.7	1404.5	1469.2	1552.4	1620.3	1650.4	1625.7	1573.8	1536.3
22.5°	1301.5	1308.5	1348.1	1430.9	1544.5	1650.0	1703.9	1687.1	1620.3	1568.4
25°	1232.3	1239.8	1285.9	1383.9	1524.4	1671.4	1767.4	1756.7	1673.1	1608.4
27.5°	1172.6	1180.4	1230.7	1337.4	1493.1	1679.6	1830.0	1835.3	1736.9	1652.5
30°	1125.7	1133.1	1186.6	1299.9	1452.7	1671.4	1884.8	1921.8	1802.0	1690.8
32.5°	1074.2	1083.7	1140.1	1254.2	1404.9	1651.6	1932.5	2015.3	1877.3	1732.0
35°	1009.1	1017.8	1077.1	1191.6	1342.3	1619.9	1972.5	2119.1	1985.3	1794.6
37.5°	930.0	938.3	997.2	1113.3	1280.1	1575.4	2003.0	2236.1	2113.8	1884.8
40°	850.5	858.4	913.5	1026.0	1205.6	1518.6	2013.7	2350.6	2261.2	2008.7
42.5°	777.6	784.6	835.3	939.9	1122.0	1446.1	1999.7	2450.3	2393.4	2095.2
45°	710.5	716.7	761.6	859.2	1035.1	1358.0	1957.7	2557.4	2550.8	2157.0
47.5°	633.9	640.1	686.6	780.9	948.1	1254.6	1886.4	2662.8	2769.5	2297.1
50°	540.4	545.7	593.5	690.7	857.9	1144.6	1787.6	2745.6	3045.4	2509.2
52.5°	429.6	435.4	481.9	579.1	750.9	1026.4	1657.4	2799.5	3364.2	2818.9
55°	319.6	323.7	364.1	451.4	618.2	891.7	1494.3	2814.8	3725.9	3242.3
57.5°	231.9	234.4	260.3	325.4	468.7	723.3	1296.2	2775.2	4156.3	3785.2
60°	187.8	188.6	196.5	225.3	325.8	533.0	1056.9	2639.3	4623.4	4485.0
62.5°	170.5	170.5	172.6	180.4	220.4	351.7	767.3	2357.6	5124.2	5369.3
65°	158.6	158.6	159.4	163.1	173.8	224.1	484.4	1898.8	5546.4	6405.1
67.5°	147.9	148.3	147.9	149.1	155.3	165.6	280.9	1311.4	5773.7	7478.5
70°	136.7	137.6	135.5	135.5	140.5	140.9	175.9	719.1	5585.1	8378.0
72.5°	123.6	124.8	121.5	120.7	124.4	122.7	132.2	345.2	4795.1	8646.6
75°	112.0	113.7	106.3	104.2	104.2	103.0	107.5	177.1	3112.2	7053.4
77.5°	101.7	105.0	93.1	86.5	84.8	81.1	87.7	108.3	1361.3	3311.5
80°	84.0	88.6	76.6	68.8	65.9	61.8	69.2	75.8	404.9	769.0
82.5°	62.6	64.7	54.4	49.0	46.5	43.7	51.9	52.7	131.8	272.3
85°	40.0	40.8	33.4	28.8	27.6	26.4	33.0	28.8	50.2	200.2
87.5°	14.0	16.1	12.8	11.5	12.4	10.3	15.2	8.6	14.0	141.3
90°	0.0	0.0	0.0	0.0	0.0	0.0	0.0	0.0	0.0	0.0

(END C

90°

1448.2  
1449.0  
1458.5  
1468.4  
1472.1  
1475.4  
1483.6  
1501.7  
1529.3  
1559.0  
1595.2  
1638.5  
1670.6  
1706.4  
1766.1  
1846.9  
1968.4  
2043.3  
2087.0  
2216.3  
2407.8  
2694.1  
3086.2  
3588.7  
4237.4  
5037.7  
5985.8  
7025.8  
8259.0  
8959.6  
7544.4  
3242.7  
736.4  
307.7  
290.8  
175.0  
0.0

OF REPORT)